

Deco Rock

Natural Marble Chips

FOR ALL YOUR LANDSCAPE




Make your outdoor living space look clean and elegant!
Cut down on weeding and trimming.

Endless landscape design options!

Create your own unique living space.


- ◆ Patio Design
- ◆ Walkways
- ◆ Container Gardening
- ◆ Japanese Garden Design
- ◆ Stabilizing Slopes
- ◆ Erosion Control
- ◆ Xeriscaping (Gardening without water)
- ◆ Rock Gardens
- ◆ And Many More...



Find more ideas and information at www.gardenpearls.com

Deco Rock

Natural Marble Chips



Size= 3/4 - 1 1/4 inch chips
1/2 Cubic Foot= 14.2 Liters (approx. 40lbs)
Covers 5 sq. ft. 1 1/2 inch deep
1 cubic yard = 1.2 tons

Chip Coverage Chart

Area to be covered	# of bags
5ft ²	1
20ft ²	4
50ft ²	10
80ft ²	16
160ft ²	32

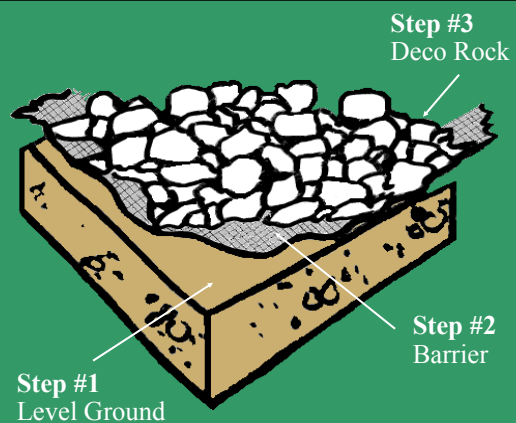
3 Step Deco Rock Base System

Step 1: Level and compact the area.

Step 2: Use a barrier to prevent the Deco Rock to disappear in soft ground. Measure out

geotextile fabric, perforated plastic, or heavy duty landscape fabric.

Step 3: Now add a base layer of 1 1/2 to 2 inch Deco Rock. This provides superior drainage and stability for your unique landscape design or living space.



AVAILABLE AT:

The information contained in this bulletin is considered accurate, but all recommendations are made without guarantee and Columbia River Carbonates disclaims any liability incurred in connection with the use of these data or suggestions. Nothing contained herein should be interpreted as a recommendation to use any product in conflict with existing patents covering any material or its use.